Communities Need Clinics

Independent Abortion Care Providers and the Landscape of Abortion Care in the United States

Abortion Care Network

Percentage of abortions performed by provider type

- 1% Physician's offices
- 3% Hospitals
- 37% Planned Parenthood
- 58% Independent Abortion Clinics

3 in 5 people who have an abortion get care from independent abortion care providers

States Attack the Right to Abortion and Continue to Impose Barriers

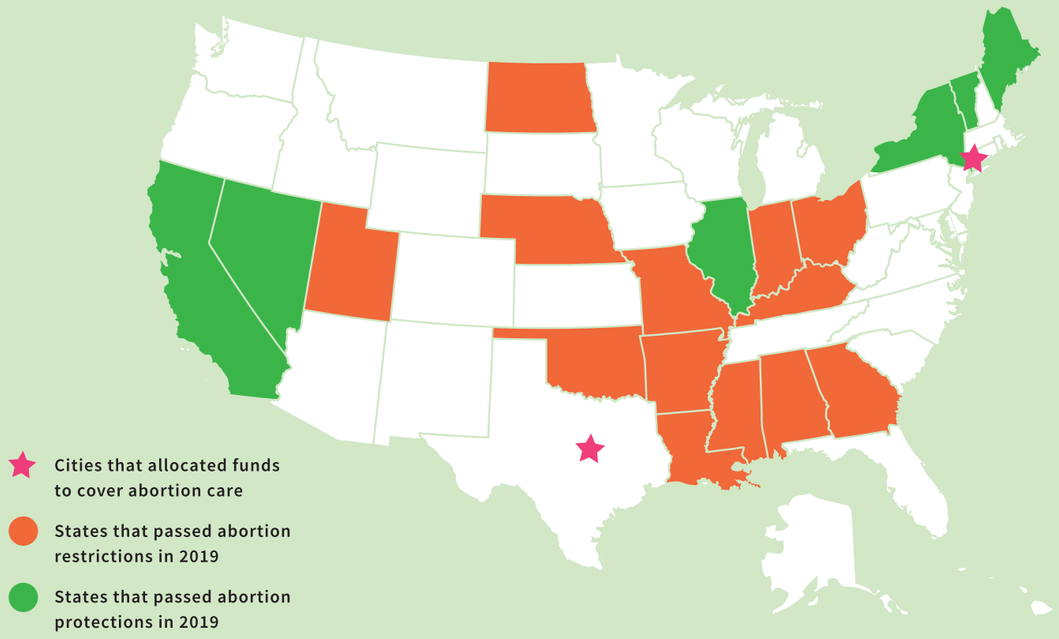

Number of independent abortion clinic closures by state, 2014 - 2019

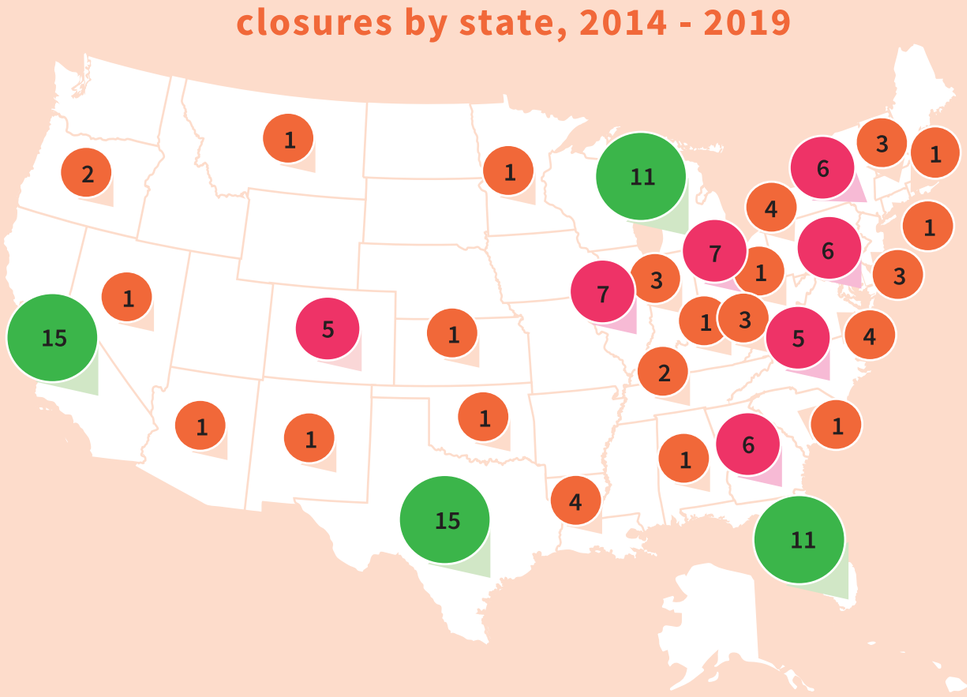

Types of abortion care provided by clinic type

Independent Abortion Clinics

- 14% Medication only
- 3% In-clinic only
- 83% Both medication and in-clinic

Other Clinic-Based Providers



- 56% Medication only
- 44% Both medication and in-clinic

Percentage of total clinics that offer abortion care beyond the first trimester of pregnancy that are independent.

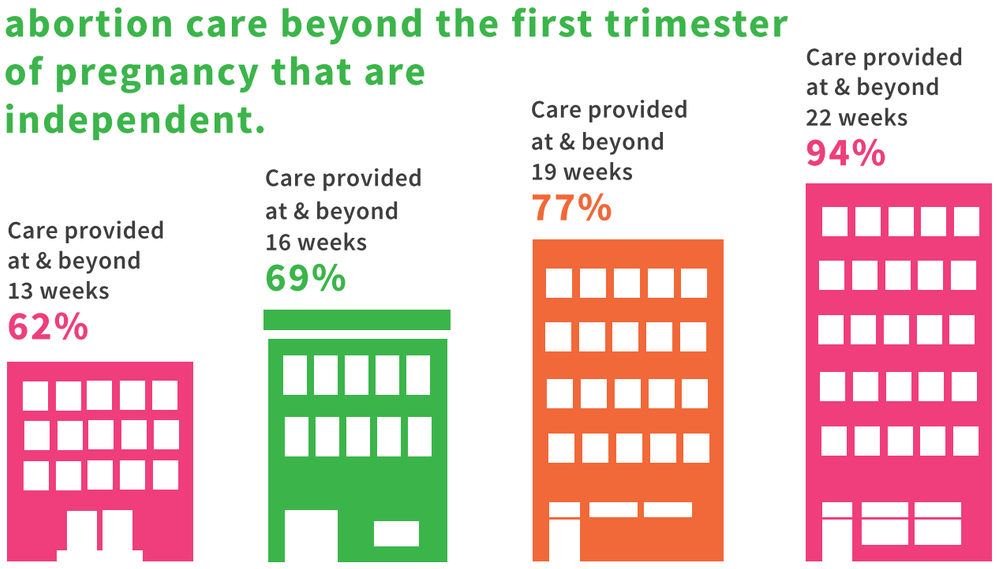

Gestational age (or progress through pregnancy) is often marked in number of weeks and days since the first day of the last menstrual period (LMP) or by trimester. For example, a person 12.6 weeks into pregnancy is 12 weeks and six days from their last menstrual period, though fertilization and implantation likely happened about two weeks after the last menstrual period.

39 independent abortion clinics closed in 2018 & 2019. 85% of these clinics provided care after the first trimester.